



QI activity Year 1 2019-2020

Guidance on accessing QI eLearning modules

The memorandum to the letter from the interim Chief Dental Officer [PCA\(D\)\(2019\)10](#) includes an expectation that all dental team members should **undertake four QI eLearning modules** to enable them to apply this different approach to support quality improvement in their practices. The modules are:

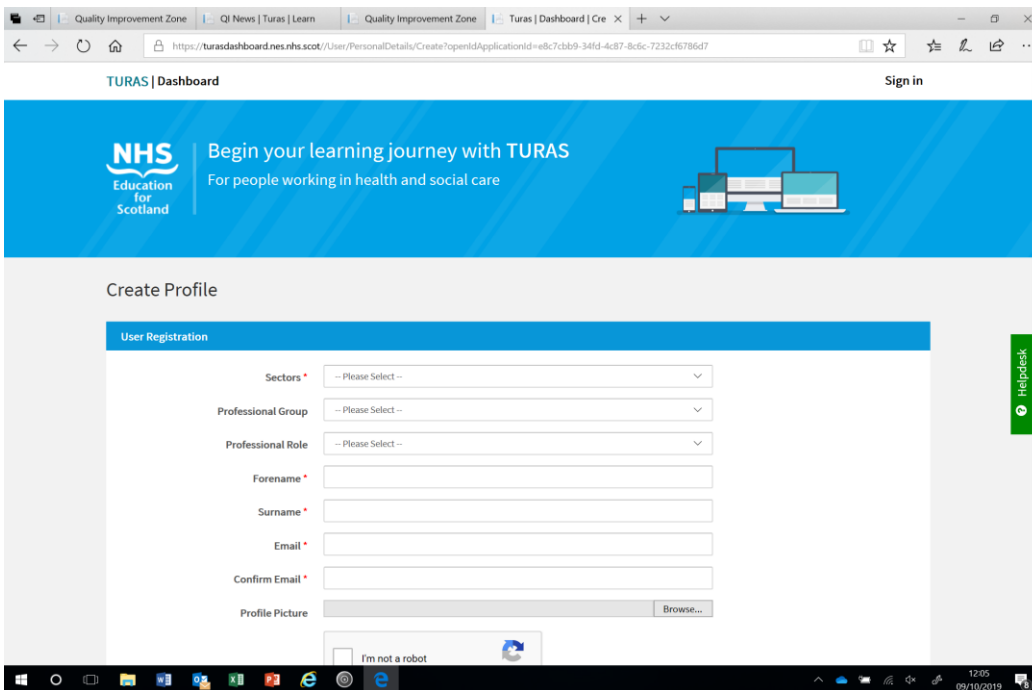
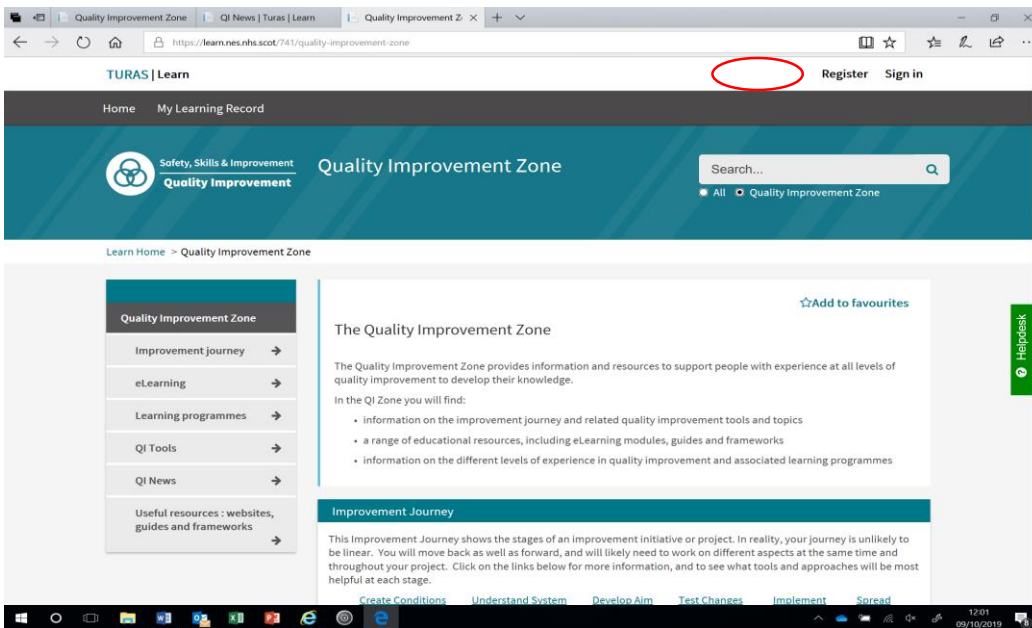
- Measurement for improvement
- Understanding your system
- Developing your aims and change ideas
- Testing your change ideas

Only on completion of the four modules will members of the dental team be able to download certificates providing two hours of verifiable Continuous Professional Development (CPD).

A fifth module titled “Implementation and Spread” is also available for completion however undertaking this module is not required.

Information and further reading about Quality Improvement can be accessed on the QI Zone of TURAS Learn: <https://learn.nes.nhs.scot/741/quality-improvement-zone>

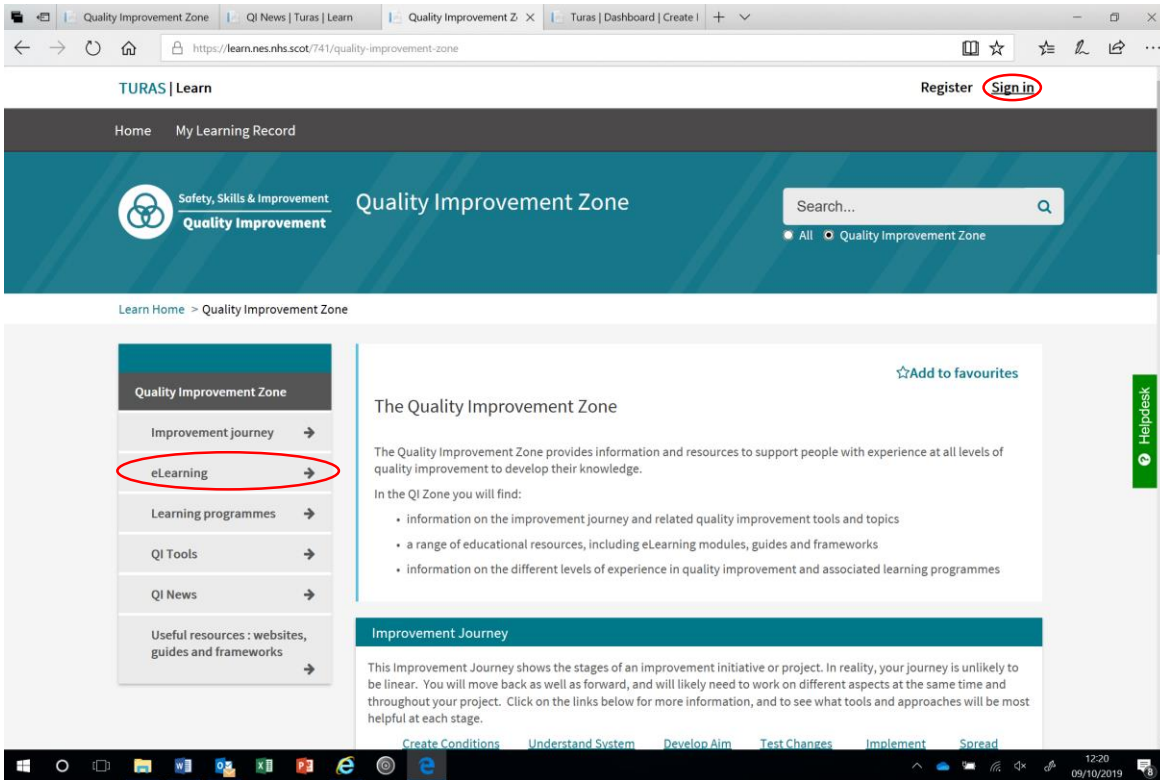
A Turas Learn account is required. Click on **Register** to enter your details and create a password.



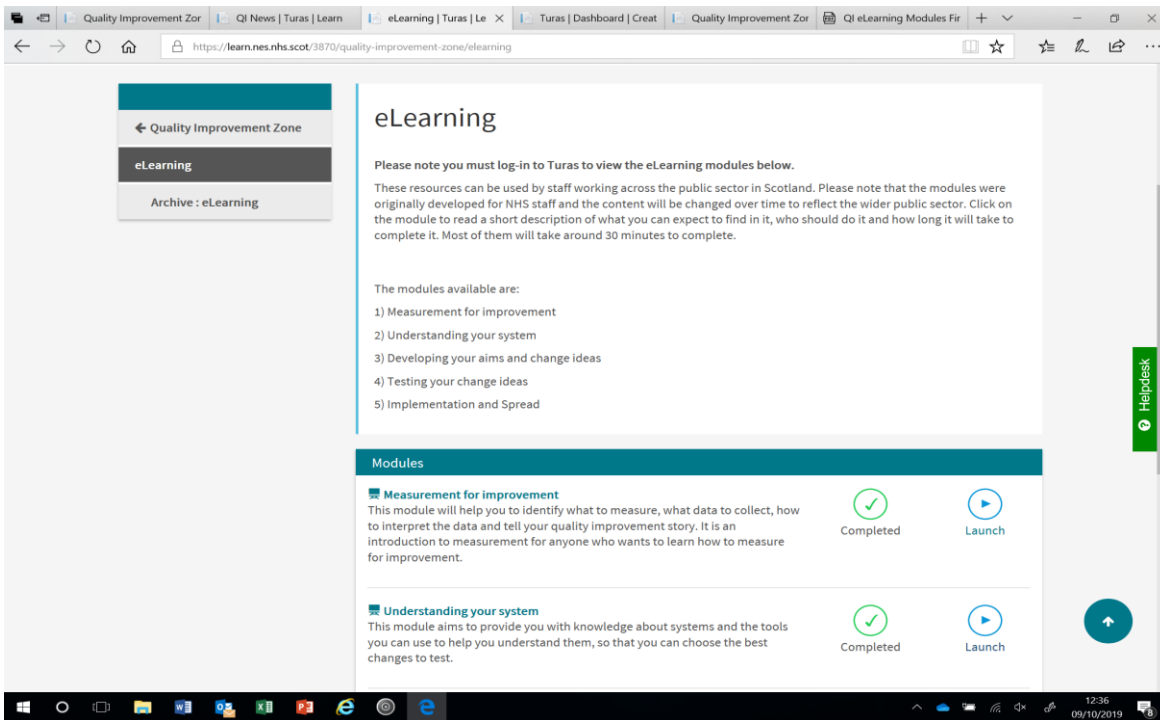
The Sector for General Dental Practice teams will be “Dental Practices in Scotland”. Those working in the Public Dental Service (PDS) should choose “NHS Boards in Scotland”.

Select your NHS Board, “Dentistry” and your role from the drop-down lists. Then click “Create”.

Go back to <https://learn.nes.nhs.scot/741/quality-improvement-zone> and sign in.



You can find the modules by using the search bar.



More information and guidance on many other QI tools and activities can be found in **Quality Improvement in Primary Care - What to Do and How to Do It for Dental Teams**: <https://learn.nes.nhs.scot/11850/clinical-effectiveness/quality-improvement-in-practice-training-infection-control-and-decontamination/quality-improvement-dental>